

# Math 1060 ~ Trigonometry

## 22 The Unit Vector and Vector Applications

### Learning Objectives

In this section you will:

- Use vectors in component form to solve applications.
- Find the unit vector in a given direction.
- Perform operations on vectors in terms of  $i$  and  $j$ .
- Use vectors to model forces.

$$\sin^2 u + \cos^2 u = 1$$

$$\sin 2u = 2 \sin u \cos u$$

$$\frac{a}{\sin A} = \frac{b}{\sin B} = \frac{c}{\sin C}$$

$$c^2 = a^2 + b^2 - 2ab \cos C$$

## The Unit Vector

$\hat{v}$  = unit vector

It is often useful in solving problems to find a vector in the same direction as the given vector, but of magnitude 1. This is called a unit vector. If  $\|v\| = 1$ , then  $\hat{v}$  is a unit vector.

in direction of  $\vec{v}$

If  $v$  is a nonzero vector, then  $\frac{v}{\|v\|}$  is a unit vector in the direction of  $v$ .

$$\hat{v} = \frac{\vec{v}}{\|\vec{v}\|}$$

Ex 1: Find a unit vector in the direction of  $v = \langle 3, -4 \rangle$ .

$$\hat{v} = \frac{\langle 3, -4 \rangle}{5} = \frac{1}{5} \langle 3, -4 \rangle \quad \left| \quad \|\vec{v}\| = \sqrt{3^2 + (-4)^2} \right.$$
$$\hat{v} = \left\langle \frac{3}{5}, -\frac{4}{5} \right\rangle \quad \left. \begin{array}{l} \uparrow \hat{j} \\ \rightarrow \hat{i} \end{array} \right\} \quad \langle a, b \rangle = a\hat{i} + b\hat{j}$$
$$\|\vec{v}\| = \sqrt{25} = 5$$

## The Principal Unit Vectors

It is also useful to have names for the principal unit vectors.

- The vector  $\hat{i}$  is defined by  $\hat{i} = \langle 1, 0 \rangle$ .
- The vector  $\hat{j}$  is defined by  $\hat{j} = \langle 0, 1 \rangle$

This gives us another way to describe vectors. Thus  $\langle a, b \rangle$  may also be  $a\hat{i} + b\hat{j}$ .

Ex 2: Describe the vector from example 1 in terms of unit vectors.

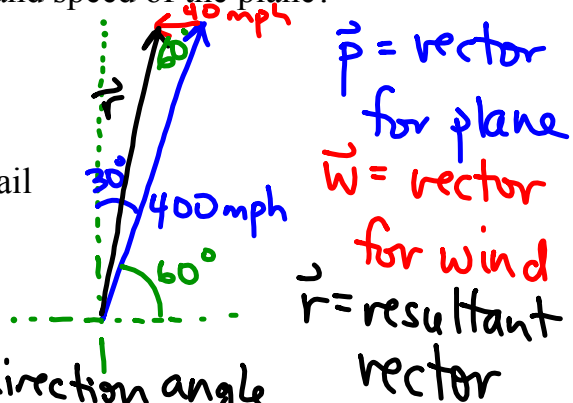
$$\vec{v} = \langle 3, -4 \rangle = 3\hat{i} - 4\hat{j}$$
$$\hat{v} = \left\langle \frac{3}{5}, -\frac{4}{5} \right\rangle = \frac{3}{5}\hat{i} - \frac{4}{5}\hat{j}$$

## Applications of Vectors

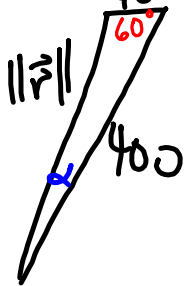
Vectors are useful in airplane navigation.

Ex 3: A plane is flying N 30° E at 400 mph and the wind is blowing west at 40 mph. What is the effective direction and speed of the plane?

- Draw a picture.
- Place the vectors for proper addition.
- Remember: the resultant is from the tail of the first to the tip of the last.
- Now do the math.



we want  $\|\vec{r}\|$  and the direction angle



we have SAS case  $\Rightarrow$  use law of Cosines

$$\|\vec{r}\|^2 = 400^2 + 40^2 - 2(400)(40)\cos 60^\circ$$

$$= 145,600$$

$$\|\vec{r}\| = \sqrt{145600} \approx 381.6 \text{ mph}$$

use law of Sines to find  $\alpha$ :

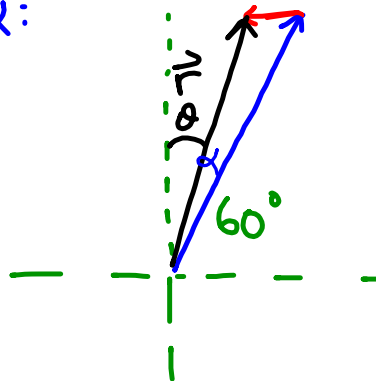
$$\frac{\sin \alpha}{40} \approx \frac{\sin 60^\circ}{381.6}$$

$$\sin \alpha \approx \frac{40 \left(\frac{\sqrt{3}}{2}\right)}{381.6}$$

$$\alpha \approx 5.2^\circ$$

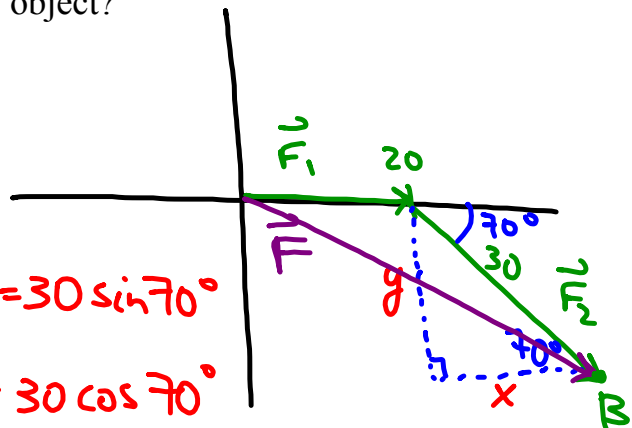
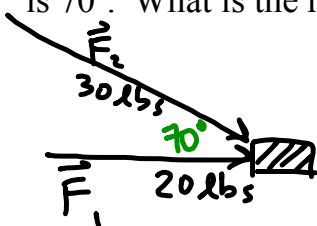
$$\theta + \alpha = 30^\circ \Rightarrow \theta \approx 30^\circ - 5.2^\circ = 24.8^\circ$$

$\Rightarrow$  plane flies at  $\sim 381.6$  mph N 24.8° E



Vectors may be used to analyze forces acting on an object.

Ex 4: Two forces are pushing on an object, one exerts 30 lbs of pressure and a second exerts 20 lbs of pressure. The angle between the two forces is  $70^\circ$ . What is the resultant force on the object?



$$\sin 70^\circ = \frac{y}{30} \Leftrightarrow y = 30 \sin 70^\circ$$

$$\cos 70^\circ = \frac{x}{30} \Leftrightarrow x = 30 \cos 70^\circ$$

$$\vec{F} = \vec{F}_1 + \vec{F}_2$$

$$\text{pt B: } (20 + 30 \cos 70^\circ, -30 \sin 70^\circ)$$

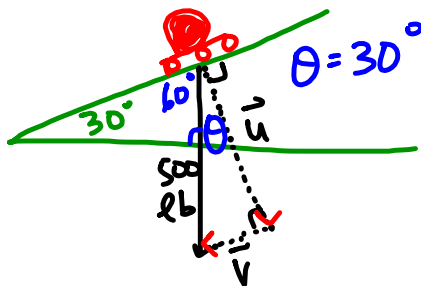
$\vec{F}$  = resultant force vector acting on the object

$$= \langle 20 + 30 \cos 70^\circ, -30 \sin 70^\circ \rangle$$

$$\approx \langle 30.26, -28.19 \rangle \quad \|\vec{F}\| \text{ is measured in lbs.}$$

$$\|\vec{F}\| \approx \sqrt{30.26^2 + (-28.19)^2} \approx 41.36 \text{ lbs}$$

Ex 5: A 500-lb rock is being wheeled up a 30 degree ramp. What force is necessary to keep it from rolling back down the ramp? What is the weight the ramp is actually supporting?



$\vec{u} + \vec{v} =$  the 500-lb gravity/weight vector

$\|\vec{u}\| =$  wt that the ramp supports

$\|\vec{v}\| =$  wt pushing against rock along ramp (to keep it from rolling down)

$$\cos \theta = \frac{\|\vec{u}\|}{500}$$

$$\|\vec{u}\| = 500 \cos 30^\circ = 500 \left(\frac{\sqrt{3}}{2}\right) = 250\sqrt{3} \approx 433.01 \text{ lbs}$$

$$\|\vec{v}\| = 500 \sin 30^\circ = 500 \left(\frac{1}{2}\right) = 250 \text{ lbs}$$